

# BLIND RIVETS

## BUYERS GUIDE

**Powers**

[www.powers.com.au](http://www.powers.com.au)



 **wers<sup>®</sup>**



## CONTENTS

<b>Understanding Powers Rivets</b>	1
<b>Understanding Powers Rivet Code System</b>	2
<b>General purpose rivets</b>	
Truss head aluminium / steel	5
Truss head aluminium / steel – 43 painted	6
Truss head aluminium / steel – 54 painted	7
<b>Premium rivet range</b>	
Truss head aluminium / steel	8
Countersunk head aluminium/steel	9
Truss head multigrip rivets aluminium/steel	10
Large flange rivets aluminium/steel	11
Truss head peel aluminium/steel	12
Truss head aluminium/aluminium	13
Truss head sealed aluminium/steel	14
Truss head steel/steel	15
Countersunk head steel/steel	16
Truss head stainless steel/steel	17
Truss head all stainless steel	18
Truss head sealed all stainless steel	19
Truss head monel	20
Countersunk head monel	21
<b>Rivet Tools</b>	
PTHR-4.0AM 4.0mm rivet tool	22
PHR-4.8AM 4.8mm rivet tool	23
PHR-4.8AMK 4.8mm rivet tool kit	23
PGHR-6.4AM 6.4mm rivet tool	23

## UNDERSTANDING POWERS RIVETS

Powers Fasteners Blind Rivets offer a combination of advantages including:

### Economy

From an in place cost point of view, blind rivets are hard to beat. Upward to fifteen rivets per minute can be set without special fixturing or the use of high cost skilled labour. Blind rivets are not expensive.

### Versatility

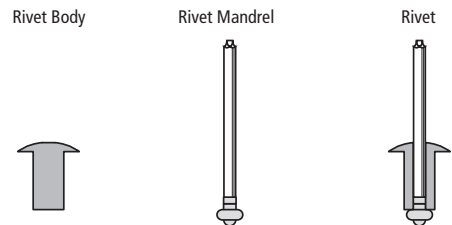
Quick and easy to use with hand or power riveters, Powers Blind Rivets have endless fastening applications in manufacturing, maintenance and repair. Blind Rivets are available in many different types, sizes, materials and colours.

### Quality

Powers Fasteners has an extensive quality assurance program, including testing facilities in our Melbourne laboratory, to ensure you get a quality product 100% of the time. All Powers Blind Rivets are batch tested both before shipment and once they arrive here in Australia to give you peace of mind when supplying the Powers product.

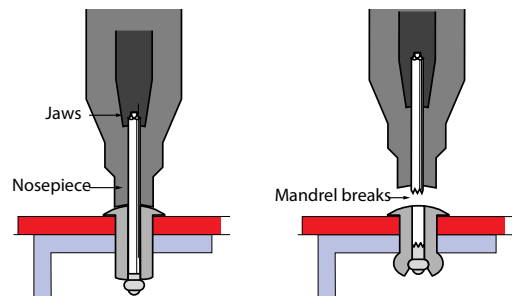
### What makes up a Powers Fasteners Blind Rivet?

The Powers Blind Rivet is a two part fastener consisting of:



### How does a Powers Blind Rivet work?

Illustrated below are the setting stages for the common break mandrel style blind rivet:



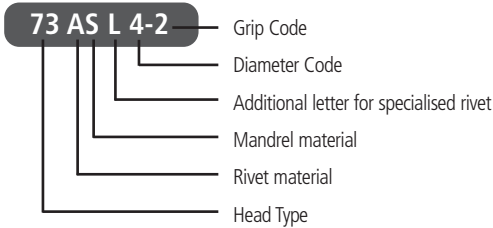
### From the weakest to the strongest rivet

Tensile and Shear:

Aluminium > Steel > Nickel Copper Alloy (Monel) > Stainless Steel

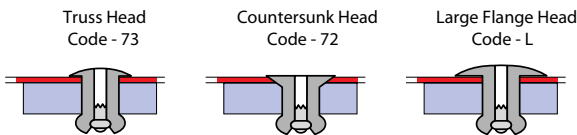
### Identification Code system for Powers Blind Rivets

Powers Blind Rivets are available in a number of additional specialised styles.



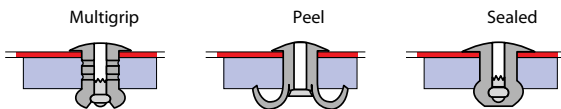
### Head Types and Rivet Styles

Powers Blind Rivets are available in three common head types. The regular truss is used for most industrial application. Countersunk heads provide a completely flush surface on the finished assembly. Large Flanged Heads are used where soft or brittle top sheets require a wide bearing surface head type.



### Other Rivet Styles in the Powers range

Powers Blind Rivets are available in a number of additional specialised styles



### Powers Blind Rivets Materials

To avoid galvanic corrosion, select a rivet shell made of a metal which is compatible with the materials being joined. Also consider the environment which the finished product will be subjected to. Assemblies which are subjected to elevated temperatures or corrosive atmospheric conditions demand a higher degree of fastener material compatibility. As a general rule, the rivet material should be the same as the material directly under the head of the rivet.

RIVET CODE	RIVET MATERIAL
A	Aluminium
S	Steel (zinc plated)
M	Nickel Copper Alloy (Monel)
ST	Stainless Steel
T (Sealed)	Aluminium or Stainless Steel

STEM CODE	MANDREL MATERIAL
A	Aluminium
S	Steel (zinc plated)
ST	Stainless Steel

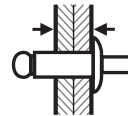
### Blind rivet diameters and recommended hole sizes

Most Powers Blind Rivets are available in the five diameters shown. To assure proper performance the rivet selected should be placed in the recommended hole size listed for the appropriate rivet diameter.

Diameter Code	Rivet Diameter mm	Recommended mm
3	2.4 (3/32")	2.5
4	3.2 (1/8")	3.3
5	4.0 (5/32")	4.1
6	4.8 (3/16")	4.9
8	6.4 (1/4")	6.5

### Powers Blind Rivet grip range

The total thickness of the material to be joined is called the rivet "grip". The grip range capability of each Powers Blind Rivet is listed below. Good design practice dictates that a rivet should not be used where the material thickness falls outside the rivets grip range.



Grip Code	Grip Range Metric	Grip Range Imperial
1	Up to 1.6mm	Up to 1/16"
2	1.6mm - 3.2mm	1/16" - 1/8"
3	3.2mm - 4.8mm	1/8" - 3/16"
4	4.8mm - 6.4mm	3/16" - 1/4"
5	6.4mm - 7.9mm	1/4" - 5/16"
6	7.9mm - 9.5mm	5/16" - 3/8"
8	9.5mm - 12.7mm	3/8" - 1/2"
10	12.7mm - 15.9mm	1/2" - 5/8"
12	15.9mm - 19.0mm	5/8" - 3/4"
14	19.0mm - 22.2mm	3/4" - 7/8"
16	22.2mm - 25.4mm	7/8" - 1"
20	25.4mm - 31.8mm	1" - 1-1/4"

### Material Compatibility

Rivet	MATERIAL					
	Alum	AL/AZ Coated Steel	Zinc Coated Steel	ST Steel	Copper	Brass
Aluminium	■	■	■	■	■	■
Steel Z/P	■	■	■	■	■	■
Nickel Copper	■	■	■	■	■	■
Stainless Steel	■	■	■	■	■	■

- Compatible
- Incompatible - must not be in contact
- Compatible in rural and mild environments (Some corrosion may occur in marine/industrial environments. Painting both metals will reduce reaction)

### Cr-3 compliant

All Powers Fasteners Blind Rivets are manufactured in accordance with the RoHS (Restriction of Hazardous Substances) Directive of the European Union. In particular this relates to the plating processes used in the manufacturing of the Powers Fasteners Blind Rivets. All Powers rivets are Hexavalent Chromium free and are Cr-3 (Trivalent) compliant.



The General Purpose Aluminium / Steel Truss Head range is made from 5005 grade aluminium alloy wire with a low carbon content, zinc plated, steel mandrel, to suit those applications where a higher tensile product is not required. This range includes a full COLORBOND® colour range in both 4-3 and 5-4 sizes (see page 6 & 7).





5005 GRADE: GENERAL PURPOSE RANGE

## TRUSS HEAD DOME HEAD

ALUMINIUM / STEEL

Part No	Body	Mandrel	Body Dia. mm	Grip Range mm	Recommended mm	Body Length mm	Clearance mm	Head Dia. mm	Shear (N)	Tensile (N)	Inner Qty	Outer Qty
G73AS32	Aluminium	Steel	2.4 (3/32)	1.6-3.2	2.5	6.15	8.15	5	240	310	1000	10000
G73AS34	Aluminium	Steel	2.4 (3/32)	4.8-6.4	2.5	9.45	11.45	5	240	310	1000	10000
G73AS41	Aluminium	Steel	3.2 (1/8)	Up to 1.6	3.3	5.15	7.4	6.2	530	670	1000	10000
G73AS42	Aluminium	Steel	3.2 (1/8)	1.6-3.2	3.3	6.85	9.1	6.2	530	670	1000	10000
G73AS43	Aluminium	Steel	3.2 (1/8)	3.2-4.8	3.3	8.35	10.6	6.2	530	670	1000	10000
G73AS44	Aluminium	Steel	3.2 (1/8)	4.8-6.4	3.3	9.95	12.2	6.2	530	670	1000	10000
G73AS45	Aluminium	Steel	3.2 (1/8)	6.4-7.9	3.3	11.55	13.8	6.2	530	670	1000	10000
G73AS46	Aluminium	Steel	3.2 (1/8)	7.9-9.5	3.3	13.45	15.7	6.2	530	670	1000	10000
G73AS48	Aluminium	Steel	3.2 (1/8)	9.5-12.7	3.3	16.85	19.1	6.2	530	670	1000	10000
G73AS410	Aluminium	Steel	3.2 (1/8)	12.7-15.9	3.3	20.25	22.5	6.2	530	670	1000	10000
G73AS412	Aluminium	Steel	3.2 (1/8)	15.9-19	3.3	23.3	25.55	6.2	530	670	500	5000
G73AS52	Aluminium	Steel	4.0 (5/32)	1.6-3.2	4.1	7.45	10.2	8.2	850	1020	1000	10000
G73AS53	Aluminium	Steel	4.0 (5/32)	3.2-4.8	4.1	9.05	11.8	8.2	850	1020	1000	10000
G73AS54	Aluminium	Steel	4.0 (5/32)	4.8-6.4	4.1	10.55	13.3	8.2	850	1020	1000	10000
G73AS55	Aluminium	Steel	4.0 (5/32)	6.4-7.9	4.1	12.05	14.8	8.2	850	1020	1000	10000
G73AS56	Aluminium	Steel	4.0 (5/32)	7.9-9.5	4.1	13.75	16.5	8.2	850	1020	500	5000
G73AS58	Aluminium	Steel	4.0 (5/32)	9.5-12.7	4.1	17.45	20.2	8.2	850	1020	500	5000
G73AS510	Aluminium	Steel	4.0 (5/32)	12.7-15.9	4.1	20.65	23.4	8.2	850	1020	500	5000
G73AS62	Aluminium	Steel	4.8 (3/16)	1.6-3.2	4.9	8.05	11.05	9.4	1160	1425	500	5000
G73AS63	Aluminium	Steel	4.8 (3/16)	3.2-4.8	4.9	9.65	12.65	9.4	1160	1425	500	5000
G73AS64	Aluminium	Steel	4.8 (3/16)	4.8-6.4	4.9	11.25	14.25	9.4	1160	1425	500	5000
G73AS65	Aluminium	Steel	4.8 (3/16)	6.4-7.9	4.9	12.85	15.85	9.4	1160	1425	500	5000
G73AS66	Aluminium	Steel	4.8 (3/16)	7.9-9.5	4.9	14.45	17.45	9.4	1160	1425	500	5000
G73AS68	Aluminium	Steel	4.8 (3/16)	9.5-12.7	4.9	17.55	20.55	9.4	1160	1425	500	5000
G73AS610	Aluminium	Steel	4.8 (3/16)	12.7-15.9	4.9	21.45	24.45	9.4	1160	1425	250	2500
G73AS612	Aluminium	Steel	4.8 (3/16)	15.9-19	4.9	24.65	27.65	9.4	1160	1425	250	2500





BLIND RIVET SOLUTIONS



5005 GRADE: GENERAL PURPOSE RANGE

**TRUSS HEAD DOME HEAD**

ALUMINIUM / STEEL - 43 PAINTED

Part No	Body	Mandrel	Body Dia. mm	Grip Range mm	Rec. mm	Body Length mm	Clearance mm	Head Dia. mm	Shear (N)	Tensile (N)	Colour & Name	Inner Qty	Outer Qty
											COLORBOND®		
G73AS43BR	Alum.	Steel	3.2 (1/8)	3.2-4.8	3.3	8.35	10.6	6.2	530	670	Blue Ridge	1000	10000
G73AS43BU	Alum.	Steel	3.2 (1/8)	3.2-4.8	3.3	8.35	10.6	6.2	530	670	Bushland	1000	10000
G73AS43CC	Alum.	Steel	3.2 (1/8)	3.2-4.8	3.3	8.35	10.6	6.2	530	670	Classic Cream	1000	10000
G73AS43CG	Alum.	Steel	3.2 (1/8)	3.2-4.8	3.3	8.35	10.6	6.2	530	670	Cottage Green	1000	10000
G73AS43DO	Alum.	Steel	3.2 (1/8)	3.2-4.8	3.3	8.35	10.6	6.2	530	670	Deep Ocean	1000	10000
G73AS43DU	Alum.	Steel	3.2 (1/8)	3.2-4.8	3.3	8.35	10.6	6.2	530	670	Dune	1000	10000
G73AS43EH	Alum.	Steel	3.2 (1/8)	3.2-4.8	3.3	8.35	10.6	6.2	530	670	Evening Haze	1000	10000
G73AS43HE	Alum.	Steel	3.2 (1/8)	3.2-4.8	3.3	8.35	10.6	6.2	530	670	Headland	1000	10000
G73AS43IS	Alum.	Steel	3.2 (1/8)	3.2-4.8	3.3	8.35	10.6	6.2	530	670	Ironstone	1000	10000
G73AS43JA	Alum.	Steel	3.2 (1/8)	3.2-4.8	3.3	8.35	10.6	6.2	530	670	Jasper	1000	10000
G73AS43LO	Alum.	Steel	3.2 (1/8)	3.2-4.8	3.3	8.35	10.6	6.2	530	670	Loft	1000	10000
G73AS43MO	Alum.	Steel	3.2 (1/8)	3.2-4.8	3.3	8.35	10.6	6.2	530	670	Monument	1000	10000
G73AS43MR	Alum.	Steel	3.2 (1/8)	3.2-4.8	3.3	8.35	10.6	6.2	530	670	Manor Red	1000	10000
G73AS43NS	Alum.	Steel	3.2 (1/8)	3.2-4.8	3.3	8.35	10.6	6.2	530	670	Night Sky	1000	10000
G73AS43PA	Alum.	Steel	3.2 (1/8)	3.2-4.8	3.3	8.35	10.6	6.2	530	670	Paperbark	1000	10000
G73AS43PE	Alum.	Steel	3.2 (1/8)	3.2-4.8	3.3	8.35	10.6	6.2	530	670	Pale Eucalypt	1000	10000
G73AS43SA	Alum.	Steel	3.2 (1/8)	3.2-4.8	3.3	8.35	10.6	6.2	530	670	Sandbank	1000	10000
G73AS43SG	Alum.	Steel	3.2 (1/8)	3.2-4.8	3.3	8.35	10.6	6.2	530	670	Shale Grey	1000	10000
G73AS43SM	Alum.	Steel	3.2 (1/8)	3.2-4.8	3.3	8.35	10.6	6.2	530	670	Surfmist	1000	10000
G73AS43ST	Alum.	Steel	3.2 (1/8)	3.2-4.8	3.3	8.35	10.6	6.2	530	670	Stone	1000	10000
G73AS43WG	Alum.	Steel	3.2 (1/8)	3.2-4.8	3.3	8.35	10.6	6.2	530	670	Woodland Grey	1000	10000
G73AS43WI	Alum.	Steel	3.2 (1/8)	3.2-4.8	3.3	8.35	10.6	6.2	530	670	Wilderness	1000	10000
G73AS43WN	Alum.	Steel	3.2 (1/8)	3.2-4.8	3.3	8.35	10.6	6.2	530	670	Windspray	1000	10000





5005 GRADE: GENERAL PURPOSE RANGE

## TRUSS HEAD DOME HEAD

ALUMINIUM / STEEL – 54 PAINTED

Part No	Body	Mandrel	Body Dia. mm	Grip Range mm	Rec. mm	Body Length mm	Clearance mm	Head Dia. mm	Shear (N)	Tensile (N)	Colour & Name	Inner Qty	Outer Qty
											COLORBOND®		
G73AS54BR	Alum.	Steel	4.0 (5/32)	4.8-6.4	4.1	10.55	13.3	8.2	850	1020	Blue Ridge	1000	10000
G73AS54BU	Alum.	Steel	4.0 (5/32)	4.8-6.4	4.1	10.55	13.3	8.2	850	1020	Bushland	1000	10000
G73AS54CC	Alum.	Steel	4.0 (5/32)	4.8-6.4	4.1	10.55	13.3	8.2	850	1020	Classic Cream	1000	10000
G73AS54CG	Alum.	Steel	4.0 (5/32)	4.8-6.4	4.1	10.55	13.3	8.2	850	1020	Cottage Green	1000	10000
G73AS54DO	Alum.	Steel	4.0 (5/32)	4.8-6.4	4.1	10.55	13.3	8.2	850	1020	Deep Ocean	1000	10000
G73AS54DU	Alum.	Steel	4.0 (5/32)	4.8-6.4	4.1	10.55	13.3	8.2	850	1020	Dune	1000	10000
G73AS54EH	Alum.	Steel	4.0 (5/32)	4.8-6.4	4.1	10.55	13.3	8.2	850	1020	Evening Haze	1000	10000
G73AS54HE	Alum.	Steel	4.0 (5/32)	4.8-6.4	4.1	10.55	13.3	8.2	850	1020	Headland	1000	10000
G73AS54IS	Alum.	Steel	4.0 (5/32)	4.8-6.4	4.1	10.55	13.3	8.2	850	1020	Ironstone	1000	10000
G73AS54JA	Alum.	Steel	4.0 (5/32)	4.8-6.4	4.1	10.55	13.3	8.2	850	1020	Jasper	1000	10000
G73AS54LO	Alum.	Steel	4.0 (5/32)	4.8-6.4	4.1	10.55	13.3	8.2	850	1020	Loft	1000	10000
G73AS54MO	Alum.	Steel	4.0 (5/32)	4.8-6.4	4.1	10.55	13.3	8.2	850	1020	Monument	1000	10000
G73AS54MR	Alum.	Steel	4.0 (5/32)	4.8-6.4	4.1	10.55	13.3	8.2	850	1020	Manor Red	1000	10000
G73AS54NS	Alum.	Steel	4.0 (5/32)	4.8-6.4	4.1	10.55	13.3	8.2	850	1020	Night Sky	1000	10000
G73AS54PA	Alum.	Steel	4.0 (5/32)	4.8-6.4	4.1	10.55	13.3	8.2	850	1020	Paperbark	1000	10000
G73AS54PE	Alum.	Steel	4.0 (5/32)	4.8-6.4	4.1	10.55	13.3	8.2	850	1020	Pale Eucalypt	1000	10000
G73AS54SA	Alum.	Steel	4.0 (5/32)	4.8-6.4	4.1	10.55	13.3	8.2	850	1020	Sandbank	1000	10000
G73AS54SG	Alum.	Steel	4.0 (5/32)	4.8-6.4	4.1	10.55	13.3	8.2	850	1020	Shale Grey	1000	10000
G73AS54SM	Alum.	Steel	4.0 (5/32)	4.8-6.4	4.1	10.55	13.3	8.2	850	1020	Surfmist	1000	10000
G73AS54ST	Alum.	Steel	4.0 (5/32)	4.8-6.4	4.1	10.55	13.3	8.2	850	1020	Stone	1000	10000
G73AS54WG	Alum.	Steel	4.0 (5/32)	4.8-6.4	4.1	10.55	13.3	8.2	850	1020	Woodland Grey	1000	10000
G73AS54WI	Alum.	Steel	4.0 (5/32)	4.8-6.4	4.1	10.55	13.3	8.2	850	1020	Wilderness	1000	10000
G73AS54WN	Alum.	Steel	4.0 (5/32)	4.8-6.4	4.1	10.55	13.3	8.2	850	1020	Windspray	1000	10000



BLIND RIVET SOLUTIONS



5056 GRADE  
**TRUSS HEAD DOME HEAD**

**ALUMINIUM / STEEL**

Part No	Body	Mandrel	Body Dia. mm	Grip Range mm	Recommended mm	Body Length mm	Clearance mm	Head Dia. mm	Shear (N)	Tensile (N)	Inner Qty	Outer Qty
73AS32*	Aluminium	Steel	2.4 (3/32)	1.6-3.2	2.5	6.15	8.15	5	310	360	1000	10000
73AS33*	Aluminium	Steel	2.4 (3/32)	3.2-4.8	2.5	7.75	9.75	5	310	360	1000	10000
73AS41	Aluminium	Steel	3.2 (1/8)	Up to 1.6	3.3	5.15	7.4	6.65	760	980	1000	10000
73AS42	Aluminium	Steel	3.2 (1/8)	1.6-3.2	3.3	6.85	9.1	6.65	760	980	1000	10000
73AS43	Aluminium	Steel	3.2 (1/8)	3.2-4.8	3.3	8.35	10.6	6.65	760	980	1000	10000
73AS44	Aluminium	Steel	3.2 (1/8)	4.8-6.4	3.3	9.95	12.2	6.65	760	980	1000	10000
73AS45	Aluminium	Steel	3.2 (1/8)	6.4-7.9	3.3	11.55	13.8	6.65	760	980	1000	10000
73AS46	Aluminium	Steel	3.2 (1/8)	7.9-9.5	3.3	13.45	15.7	6.65	760	980	1000	10000
73AS48	Aluminium	Steel	3.2 (1/8)	9.5-12.7	3.3	16.85	19.1	6.65	760	980	1000	10000
73AS410	Aluminium	Steel	3.2 (1/8)	12.7-15.9	3.3	20.25	22.5	6.65	760	980	1000	10000
73AS412	Aluminium	Steel	3.2 (1/8)	15.9-19	3.3	23.3	25.55	6.65	760	980	500	5000
73AS52	Aluminium	Steel	4.0 (5/32)	1.6-3.2	4.1	7.45	10.2	8.45	1160	1560	1000	10000
73AS53	Aluminium	Steel	4.0 (5/32)	3.2-4.8	4.1	9.05	11.8	8.45	1160	1560	1000	10000
73AS54	Aluminium	Steel	4.0 (5/32)	4.8-6.4	4.1	10.55	13.3	8.45	1160	1560	1000	10000
73AS55	Aluminium	Steel	4.0 (5/32)	6.4-7.9	4.1	12.05	14.8	8.45	1160	1560	1000	10000
73AS56	Aluminium	Steel	4.0 (5/32)	7.9-9.5	4.1	13.75	16.5	8.45	1160	1560	500	5000
73AS58	Aluminium	Steel	4.0 (5/32)	9.5-12.7	4.1	17.45	20.2	8.45	1160	1560	500	5000
73AS62	Aluminium	Steel	4.8 (3/16)	1.6-3.2	4.9	8.05	11.05	10	1690	2220	500	5000
73AS63	Aluminium	Steel	4.8 (3/16)	3.2-4.8	4.9	9.65	12.65	10	1690	2220	500	5000
73AS64	Aluminium	Steel	4.8 (3/16)	4.8-6.4	4.9	11.25	14.25	10	1690	2220	500	5000
73AS65	Aluminium	Steel	4.8 (3/16)	6.4-7.9	4.9	12.85	15.85	10	1690	2220	500	5000
73AS66	Aluminium	Steel	4.8 (3/16)	7.9-9.5	4.9	14.45	17.45	10	1690	2220	500	5000
73AS68	Aluminium	Steel	4.8 (3/16)	9.5-12.7	4.9	17.55	20.55	10	1690	2220	500	5000
73AS610	Aluminium	Steel	4.8 (3/16)	12.7-15.9	4.9	21.45	24.45	10	1690	2220	500	5000
73AS612	Aluminium	Steel	4.8 (3/16)	15.9-19	4.9	24.65	27.65	10	1690	2220	250	2500
73AS614	Aluminium	Steel	4.8 (3/16)	19-22.2	4.9	27.95	30.95	10	1690	2220	250	2500
73AS616	Aluminium	Steel	4.8 (3/16)	22.2-25.4	4.9	31.25	34.25	10	1690	2220	250	2500
73AS620	Aluminium	Steel	4.8 (3/16)	25.4-34.9	4.9	36	39	10	1690	2220	250	2500
73AS82	Aluminium	Steel	6.4 (1/4)	1.6-3.2	6.5	8.75	12.5	13.05	3110	4090	250	2500
73AS84	Aluminium	Steel	6.4 (1/4)	4.8-6.4	6.5	12.6	16.35	13.05	3110	4090	250	2500
73AS86	Aluminium	Steel	6.4 (1/4)	7.9-9.5	6.5	15.8	19.55	13.05	3110	4090	250	2500
73AS88	Aluminium	Steel	6.4 (1/4)	9.5-12.7	6.5	19	22.75	13.05	3110	4090	250	2500
73AS810	Aluminium	Steel	6.4 (1/4)	12.7-15.9	6.5	22.1	25.85	13.05	3110	4090	250	2500
73AS812	Aluminium	Steel	6.4 (1/4)	15.9-19	6.5	25.3	29.05	13.05	3110	4090	250	2500
73AS814	Aluminium	Steel	6.4 (1/4)	19-22.2	6.5	28.4	32.15	13.05	3110	4090	250	2500
73AS816	Aluminium	Steel	6.4 (1/4)	22.2-25.4	6.5	31.65	35.4	13.05	3110	4090	250	2500

\* 73AS32 & 73AS33 are made from 5052 grade aluminium alloy wire with low carbon content, zinc plated, steel mandrel

The Aluminium / Steel Truss Head range is made from 5056 grade aluminium alloy wire with a low carbon content, zinc plated, steel mandrel, to suit those applications where a higher tensile product is required. Manufactured by Spurway Cooke in Singapore, using only the highest quality wire available, you can be assured of the highest consistency and quality.





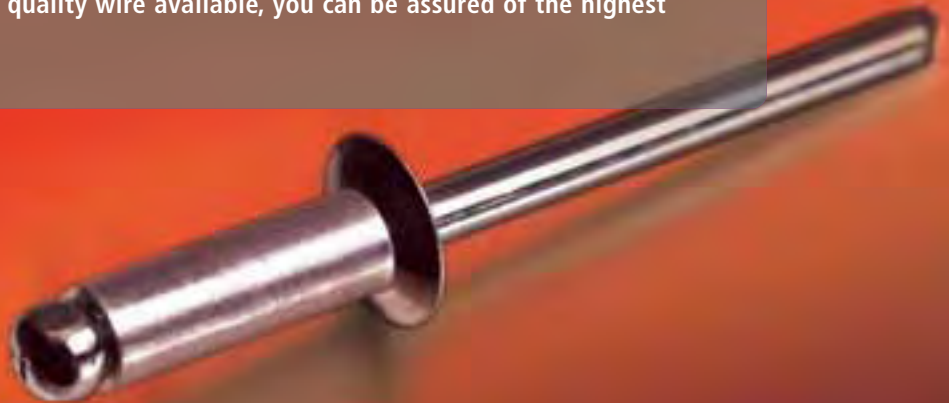


5056 GRADE

**COUNTERSUNK HEAD FLAT HEAD**
**ALUMINIUM / STEEL**

Part No	Body	Mandrel	Body Dia. mm	Grip Range mm	Recommended mm	Body Length mm	Clearance mm	Head Dia. mm	Shear (N)	Tensile (N)	Inner Qty	Outer Qty
72AS42	Aluminium	Steel	3.2 (1/8)	1.6-3.2	3.3	6.85	9.1	5.9	760	980	1000	10000
72AS43	Aluminium	Steel	3.2 (1/8)	3.2-4.8	3.3	8.35	10.6	5.9	760	980	1000	10000
72AS44	Aluminium	Steel	3.2 (1/8)	4.8-6.4	3.3	9.95	12.2	5.9	760	980	1000	10000
72AS45	Aluminium	Steel	3.2 (1/8)	6.4-7.9	3.3	11.55	13.8	5.9	760	980	1000	10000
72AS46	Aluminium	Steel	3.2 (1/8)	7.9-9.5	3.3	13.45	15.7	5.9	760	980	1000	10000
72AS52	Aluminium	Steel	4.0 (5/32)	1.6-3.2	4.1	7.45	10.2	7.4	1160	1560	1000	10000
72AS53	Aluminium	Steel	4.0 (5/32)	3.2-4.8	4.1	9.05	11.8	7.4	1160	1560	1000	10000
72AS54	Aluminium	Steel	4.0 (5/32)	4.8-6.4	4.1	10.55	13.3	7.4	1160	1560	1000	10000
72AS55	Aluminium	Steel	4.0 (5/32)	6.4-7.9	4.1	12.05	14.8	7.4	1160	1560	1000	10000
72AS56	Aluminium	Steel	4.0 (5/32)	7.9-9.5	4.1	13.75	16.5	7.4	1160	1560	500	5000
72AS62	Aluminium	Steel	4.8 (3/16)	1.6-3.2	4.9	8.05	11.05	8.9	1690	2220	500	5000
72AS63	Aluminium	Steel	4.8 (3/16)	3.2-4.8	4.9	9.65	12.65	8.9	1690	2220	500	5000
72AS64	Aluminium	Steel	4.8 (3/16)	4.8-6.4	4.9	11.25	14.25	8.9	1690	2220	500	5000
72AS66	Aluminium	Steel	4.8 (3/16)	7.9-9.5	4.9	14.45	17.45	8.9	1690	2220	500	5000
72AS68	Aluminium	Steel	4.8 (3/16)	9.5-12.7	4.9	17.55	20.55	8.9	1690	2220	500	5000
72AS610	Aluminium	Steel	4.8 (3/16)	12.7-15.9	4.9	21.45	24.45	8.9	1690	2220	500	5000

The Aluminium / Steel **Countersunk Head** range is made from 5056 grade aluminium alloy wire with a low carbon content, zinc plated, steel mandrel, to suit those applications where a higher tensile product, leaving a flush finish, is required. Manufactured by Spurway Cooke in Singapore, using only the highest quality wire available, you can be assured of the highest consistency and quality.





### 5052 GRADE TRUSS HEAD DOME HEAD MULTIGRIP RIVETS

#### ALUMINIUM / STEEL

Part No	Body	Mandrel	Body Dia. mm	Grip Range mm	Rec. mm	Body Length mm	Clearance mm	Head Dia. mm	Shear (N)	Tensile (N)	Inner Qty	Outer Qty
73ASMG41.3	Aluminium	Steel	3.2 (1/8)	0.8 to 4.8	3.3	7.9	10.15	6.3	600	900	1000	10000
73ASMG44.5	Aluminium	Steel	3.2 (1/8)	4.0-7.9	3.3	11.1	13.35	6.3	600	900	1000	10000
73ASMG51.4	Aluminium	Steel	4.0 (5/32)	1.2 to 6.4	4.1	10.3	13.05	7.9	950	1500	1000	10000
73ASMG55.6	Aluminium	Steel	4.0 (5/32)	4.0-9.5	4.1	13.5	16.25	7.9	950	1500	1000	10000
73ASMG61.4	Aluminium	Steel	4.8 (3/16)	1.6 to 6.4	4.9	11	14	9.5	1320	2000	500	5000
73ASMG64.7	Aluminium	Steel	4.8 (3/16)	6.4-12.7	4.9	13.4	16.4	9.5	1320	2000	500	5000
73ASMG67.9	Aluminium	Steel	4.8 (3/16)	11.1-13.7	4.9	19.5	22.5	9.5	1320	2000	500	5000

The Aluminium / Steel **Multigrip Truss Head** range is made from 5052 grade aluminium alloy wire with a low carbon content, zinc plated, steel mandrel to suit multiple applications where multiple grip ranges exist. As such this product allows a possible reduction in inventory and can be sourced in a range of colours by request.





5056 GRADE

**TRUSS HEAD DOME HEAD  
LARGE FLANGE RIVETS** HEADSIZE = 2.5 TIMES RIVET DIAMETER

ALUMINIUM / STEEL

Part No	Body	Mandrel	Body Dia. mm	Grip Range mm	Recommended mm	Body Length mm	Clearance mm	Head Dia. mm	Shear (N)	Tensile (N)	Inner Qty	Outer Qty
73ASL42	Aluminium	Steel	3.2 (1/8)	1.6-3.2	3.3	6.85	9.1	10.05	760	980	1000	10000
73ASL44	Aluminium	Steel	3.2 (1/8)	4.8-6.4	3.3	9.95	12.2	10.05	760	980	1000	10000
73ASL46	Aluminium	Steel	3.2 (1/8)	7.9-9.5	3.3	13.45	15.7	10.05	760	980	1000	10000
73ASL48	Aluminium	Steel	3.2 (1/8)	9.5-12.7	3.3	16.85	19.1	10.05	760	980	500	5000
73ASL54	Aluminium	Steel	4.0 (5/32)	4.8-6.4	4.1	10.55	13.3	12.7	1160	1560	500	5000
73ASL56	Aluminium	Steel	4.0 (5/32)	7.9-9.5	4.1	13.75	16.5	12.7	1160	1560	500	5000
73ASL63	Aluminium	Steel	4.8 (3/16)	3.2-4.8	4.9	9.65	12.65	16.5	1690	2220	250	2500
73ASL64	Aluminium	Steel	4.8 (3/16)	4.8-6.4	4.9	11.25	14.25	16.5	1690	2220	250	2500
73ASL66	Aluminium	Steel	4.8 (3/16)	7.9-9.5	4.9	14.45	17.45	16.5	1690	2220	250	2500
73ASL68	Aluminium	Steel	4.8 (3/16)	9.5-12.7	4.9	17.55	20.55	16.5	1690	2220	250	2500
73ASL610	Aluminium	Steel	4.8 (3/16)	12.7-15.9	4.9	21.45	24.45	16.5	1690	2220	250	2500
73ASL612	Aluminium	Steel	4.8 (3/16)	15.9-19	4.9	24.65	27.65	16.5	1690	2220	250	2500
73ASL614	Aluminium	Steel	4.8 (3/16)	19-22.2	4.9	27.95	30.95	16.5	1690	2220	250	2500
73ASL616	Aluminium	Steel	4.8 (3/16)	22.2-25.4	4.9	31.25	34.25	16.5	1690	2220	250	2500

LARGE FLANGE ALUMINIUM - STEEL

The Aluminium / Steel **Large Flange Truss Head** range is made from 5056 aluminium alloy wire with a low carbon content, zinc plated, steel mandrel, to suit those applications where soft or composite materials such as timber, plastic or fibreglass, are being fixed to sheet or plate metal. Manufactured by Spurway Cooke in Singapore, using only the highest quality wire available, you can be assured of the highest consistency and quality.





### 5056 GRADE TRUSS HEAD DOME HEAD PEEL

#### ALUMINIUM / STEEL

Part No	Body	Mandrel	Body Dia. mm	Grip Range mm	Recommended mm	Body Length mm	Clearance mm	Head Dia. mm	Shear (N)	Tensile (N)	Inner Qty	Outer Qty
73ASP64	Aluminium	Steel	4.8 (3/16)	4.8-6.4	4.9	11.25	14.25	9.79	1690	1600	500	5000
73ASP65	Aluminium	Steel	4.8 (3/16)	6.4-7.9	4.9	12.85	15.85	9.79	1690	1600	500	5000
73ASP66	Aluminium	Steel	4.8 (3/16)	7.9-9.5	4.9	14.45	17.45	9.79	1690	1600	500	5000
73ASP68	Aluminium	Steel	4.8 (3/16)	9.5-12.7	4.9	17.55	20.55	9.79	1690	1600	500	5000
73ASP610	Aluminium	Steel	4.8 (3/16)	12.7-15.9	4.9	21.45	24.45	9.79	1690	1600	500	5000
73ASP612	Aluminium	Steel	4.8 (3/16)	15.9-19	4.9	24.65	27.65	9.79	1690	1600	250	2500

The Aluminium / Steel Peel Truss Head range is made from 5056 grade aluminium alloy wire with a low carbon content, zinc plated, steel mandrel to suit those applications where sheet or plate metals are being fixed to soft or composite materials such as timber, plastic or fibreglass.





5052 GRADE

**TRUSS HEAD DOME HEAD**
**ALUMINIUM / ALUMINIUM**

Part No	Body	Mandrel	Body Dia. mm	Grip Range mm	Recommended mm	Body Length mm	Clearance mm	Head Dia. mm	Shear (N)	Tensile (N)	Inner Qty	Outer Qty
73AA42	Aluminium	Aluminium	3.2 (1/8)	1.6-3.2	3.3	6.85	9.1	6.65	530	670	1000	10000
73AA43	Aluminium	Aluminium	3.2 (1/8)	3.2-4.8	3.3	8.35	10.6	6.65	530	670	1000	10000
73AA44	Aluminium	Aluminium	3.2 (1/8)	4.8-6.4	3.3	9.95	12.2	6.65	530	670	1000	10000
73AA45	Aluminium	Aluminium	3.2 (1/8)	6.4-7.9	3.3	11.55	13.8	6.65	530	670	1000	10000
73AA46	Aluminium	Aluminium	3.2 (1/8)	7.9-9.5	3.3	13.45	15.7	6.65	530	670	1000	10000
73AA48	Aluminium	Aluminium	3.2 (1/8)	9.5-12.7	3.3	16.85	19.1	6.65	530	670	1000	10000
73AA410	Aluminium	Aluminium	3.2 (1/8)	12.7-15.9	3.3	20.25	22.5	6.65	530	670	1000	10000
73AA52	Aluminium	Aluminium	4.0 (5/32)	1.6-3.2	4.1	7.45	10.2	8.45	850	1020	1000	10000
73AA54	Aluminium	Aluminium	4.0 (5/32)	4.8-6.4	4.1	10.55	13.3	8.45	850	1020	1000	10000
73AA56	Aluminium	Aluminium	4.0 (5/32)	7.9-9.5	4.1	13.75	16.5	8.45	850	1020	500	5000
73AA62	Aluminium	Aluminium	4.8 (3/16)	1.6-3.2	4.9	8.05	11.05	10	1160	1420	500	5000
73AA64	Aluminium	Aluminium	4.8 (3/16)	4.8-6.4	4.9	11.25	14.25	10	1160	1420	500	5000
73AA66	Aluminium	Aluminium	4.8 (3/16)	7.9-9.5	4.9	14.45	17.45	10	1160	1420	500	5000
73AA68	Aluminium	Aluminium	4.8 (3/16)	9.5-12.7	4.9	17.55	20.55	10	1160	1420	500	5000
73AA610	Aluminium	Aluminium	4.8 (3/16)	12.7-15.9	4.9	21.45	24.45	10	1160	1420	500	5000

The **Aluminium / Aluminium Truss Head** range is made from 5052 grade aluminium alloy wire with an aluminium alloy mandrel, to suit those applications similar to an aluminium / steel truss head rivet but where the possible corrosion of the remaining steel mandrel is not acceptable. Manufactured by Spurway Cooke in Singapore, using only the highest quality wire available, you can be assured of the highest consistency and quality.







### 5056 GRADE TRUSS HEAD DOME HEAD SEALED

#### ALUMINIUM / STEEL

Part No	Body	Mandrel	Body Dia. mm	Grip Range mm	Recommended mm	Body Length mm	Clearance mm	Head Dia. mm	Shear (N)	Tensile (N)	Inner Qty	Outer Qty
73TA42	Aluminium	Steel	3.2 (1/8)	1.6-3.2	3.3	8.7	8.7	6.3	1070	1240	1000	10000
73TA43	Aluminium	Steel	3.2 (1/8)	3.2-4.8	3.3	10.3	10.3	6.3	1070	1240	1000	10000
73TA44	Aluminium	Steel	3.2 (1/8)	4.8-6.4	3.3	11.9	11.9	6.3	1070	1240	1000	10000
73TA45	Aluminium	Steel	3.2 (1/8)	6.4-7.9	3.3	13.5	13.5	6.3	1070	1240	1000	10000
73TA46	Aluminium	Steel	3.2 (1/8)	7.9-9.5	3.3	15.1	15.1	6.3	1070	1240	1000	10000
73TA52	Aluminium	Steel	4.0 (5/32)	1.6-3.2	4.1	9.1	9.1	8.29	1560	2130	1000	10000
73TA53	Aluminium	Steel	4.0 (5/32)	3.2-4.8	4.1	10.7	10.7	8.29	1560	2130	1000	10000
73TA54	Aluminium	Steel	4.0 (5/32)	4.8-6.4	4.1	12.3	12.3	8.29	1560	2130	1000	10000
73TA55	Aluminium	Steel	4.0 (5/32)	6.4-7.9	4.1	13.9	13.9	8.29	1560	2130	500	5000
73TA56	Aluminium	Steel	4.0 (5/32)	7.9-9.5	4.1	15.5	15.5	8.29	1560	2130	1000	10000
73TA62	Aluminium	Steel	4.8 (3/16)	1.6-3.2	4.9	9.4	9.4	9.79	2220	3070	500	5000
73TA63	Aluminium	Steel	4.8 (3/16)	3.2-4.8	4.9	11	11	9.79	2220	3070	500	5000
73TA64	Aluminium	Steel	4.8 (3/16)	4.8-6.4	4.9	12.6	12.6	9.79	2220	3070	500	5000
73TA65	Aluminium	Steel	4.8 (3/16)	6.4-7.9	4.9	14.1	14.1	9.79	2220	3070	500	5000
73TA66	Aluminium	Steel	4.8 (3/16)	7.9-9.5	4.9	15.7	15.7	9.79	2220	3070	500	5000
73TA68	Aluminium	Steel	4.8 (3/16)	9.5-12.7	4.9	17.4	17.4	9.79	2220	3070	500	5000
73TA610	Aluminium	Steel	4.8 (3/16)	12.7-15.9	4.9	19	19	9.79	2220	3070	250	2500

The Aluminium / Steel Sealed Truss Head range is made from 5056 grade aluminium alloy wire with a low carbon content, zinc plated, steel mandrel to suit those applications where a water or air tight joint is required. Commonly used in applications such as air conditioning ducting, water tanks etc.





**1010 GRADE**  
**TRUSS HEAD** DOME HEAD  
**STEEL**

**STEEL / STEEL**

Part No	Body	Mandrel	Body Dia. mm	Grip Range mm	Recommended mm	Body Length mm	Clearance mm	Head Dia. mm	Shear (N)	Tensile (N)	Inner Qty	Outer Qty
73SS42	Steel	Steel	3.2 (1/8)	1.6-3.2	3.3	6.85	9.1	6.65	1160	1380	1000	10000
73SS43	Steel	Steel	3.2 (1/8)	3.2-4.8	3.3	8.35	10.6	6.65	1160	1380	1000	10000
73SS44	Steel	Steel	3.2 (1/8)	4.8-6.4	3.3	9.95	12.2	6.65	1160	1380	1000	10000
73SS45	Steel	Steel	3.2 (1/8)	6.4-7.9	3.3	11.55	13.8	6.65	1160	1380	1000	10000
73SS46	Steel	Steel	3.2 (1/8)	7.9-9.5	3.3	13.45	15.7	6.65	1160	1380	1000	10000
73SS48	Steel	Steel	3.2 (1/8)	9.5-12.7	3.3	16.85	19.1	6.65	1160	1380	1000	10000
73SS52	Steel	Steel	4.0 (5/32)	1.6-3.2	4.1	7.45	10.2	8.45	1650	2090	1000	10000
73SS53	Steel	Steel	4.0 (5/32)	3.2-4.8	4.1	9.05	11.8	8.45	1650	2090	1000	10000
73SS54	Steel	Steel	4.0 (5/32)	4.8-6.4	4.1	10.55	13.3	8.45	1650	2090	1000	10000
73SS55	Steel	Steel	4.0 (5/32)	6.4-7.9	4.1	12.05	14.8	8.45	1650	2090	1000	10000
73SS56	Steel	Steel	4.0 (5/32)	7.9-9.5	4.1	13.75	16.5	8.45	1650	2090	500	5000
73SS58	Steel	Steel	4.0 (5/32)	9.5-12.7	4.1	17.45	20.2	8.45	1650	2090	500	5000
73SS61	Steel	Steel	4.8 (3/16)	Up to 1.6	4.9	6.45	9.45	10	2400	3020	500	5000
73SS62	Steel	Steel	4.8 (3/16)	1.6-3.2	4.9	8.05	11.05	10	2400	3020	500	5000
73SS63	Steel	Steel	4.8 (3/16)	3.2-4.8	4.9	9.65	12.65	10	2400	3020	500	5000
73SS64	Steel	Steel	4.8 (3/16)	4.8-6.4	4.9	11.25	14.25	10	2400	3020	500	5000
73SS65	Steel	Steel	4.8 (3/16)	6.4-7.9	4.9	12.85	15.85	10	2400	3020	500	5000
73SS66	Steel	Steel	4.8 (3/16)	7.9-9.5	4.9	14.45	17.45	10	2400	3020	500	5000
73SS68	Steel	Steel	4.8 (3/16)	9.5-12.7	4.9	17.55	20.55	10	2400	3020	500	5000
73SS610	Steel	Steel	4.8 (3/16)	12.7-15.9	4.9	21.45	24.45	10	2400	3020	500	5000
73SS612	Steel	Steel	4.8 (3/16)	15.9-19	4.9	24.65	27.65	10	2400	3020	250	2500
73SS82	Steel	Steel	6.4 (1/4)	1.6-3.2	6.5	8.75	12.5	13.05	4450	5520	250	2500
73SS84	Steel	Steel	6.4 (1/4)	4.8-6.4	6.5	12.6	16.35	13.05	4450	5520	250	2500
73SS86	Steel	Steel	6.4 (1/4)	7.9-9.5	6.5	15.8	19.55	13.05	4450	5520	250	2500
73SS88	Steel	Steel	6.4 (1/4)	9.5-12.7	6.5	19	22.75	13.05	4450	5520	250	2500

The Steel / Steel Truss Head range is made from 1010 grade low carbon steel wire with a low carbon content, zinc plated, steel mandrel to suit those applications where the joint is comprised of all steel materials such as steel house frames. Manufactured by Spurway Cooke in Singapore, using only the highest quality wire available, you can be assured of the highest consistency and quality.





### 1010 GRADE COUNTERSUNK HEAD FLAT HEAD STEEL / STEEL

Part No	Body	Mandrel	Body Dia. mm	Grip Range mm	Recommended mm	Body Length mm	Clearance mm	Head Dia. mm	Shear (N)	Tensile (N)	Inner Qty	Outer Qty
72SS42	Steel	Steel	3.2 (1/8)	1.6-3.2	3.3	6.85	9.1	5.9	1160	1380	1000	10000
72SS43	Steel	Steel	3.2 (1/8)	3.2-4.8	3.3	8.35	10.6	5.9	1160	1380	1000	10000
72SS44	Steel	Steel	3.2 (1/8)	4.8-6.4	3.3	9.95	12.2	5.9	1160	1380	1000	10000
72SS54	Steel	Steel	4.0 (5/32)	4.8-6.4	4.1	10.55	13.3	7.4	1650	2090	1000	10000
72SS64	Steel	Steel	4.8 (3/16)	4.8-6.4	4.9	11.25	14.25	8.9	2400	3020	500	5000

The Steel / Steel **Countersunk Head** range is a high quality range made from 1010 grade low carbon steel wire with a low carbon content, zinc plated, steel mandrel to suit those applications where the joint is comprised of all steel materials and a flush finish is required. Manufactured by Spurway Cooke in Singapore, using only the highest quality wire available, you can be assured of the highest consistency and quality.





302HQ GRADE  
**TRUSS HEAD DOME HEAD  
 STAINLESS STEEL**

**STAINLESS STEEL / STEEL**

Part No	Body	Mandrel	Body Dia. mm	Grip Range mm	Recommended mm	Body Length mm	Clearance mm	Head Dia. mm	Shear (N)	Tensile (N)	Inner Qty	Outer Qty
73STS41	Stainless Steel	Steel	3.2 (1/8)	Up to 1.6	3.3	5.15	7.4	6.65	1870	2360	1000	10000
73STS42	Stainless Steel	Steel	3.2 (1/8)	1.6-3.2	3.3	6.85	9.1	6.65	1870	2360	1000	10000
73STS43	Stainless Steel	Steel	3.2 (1/8)	3.2-4.8	3.3	8.35	10.6	8.45	1870	2360	1000	10000
73STS44	Stainless Steel	Steel	3.2 (1/8)	4.8-6.4	3.3	9.95	12.2	8.45	1870	2360	1000	10000
73STS46	Stainless Steel	Steel	3.2 (1/8)	7.9-9.5	3.3	13.45	15.7	8.45	1870	2360	1000	10000
73STS52	Stainless Steel	Steel	4.0 (5/32)	1.6-3.2	4.1	7.45	10.2	8.45	2890	3650	1000	10000
73STS53	Stainless Steel	Steel	4.0 (5/32)	3.2-4.8	4.1	9.05	11.8	8.45	2890	3650	1000	10000
73STS54	Stainless Steel	Steel	4.0 (5/32)	4.8-6.4	4.1	10.55	13.3	8.45	2890	3650	1000	10000
73STS55	Stainless Steel	Steel	4.0 (5/32)	6.4-7.9	4.1	12.05	14.8	8.45	2890	3650	1000	10000
73STS56	Stainless Steel	Steel	4.0 (5/32)	7.9-9.5	4.1	13.75	16.5	8.45	2890	3650	500	5000
73STS62	Stainless Steel	Steel	4.8 (3/16)	1.6-3.2	4.9	8.05	11.05	10	4230	5340	500	5000
73STS63	Stainless Steel	Steel	4.8 (3/16)	3.2-4.8	4.9	9.65	12.65	10	4230	5340	500	5000
73STS64	Stainless Steel	Steel	4.8 (3/16)	4.8-6.4	4.9	11.25	14.25	10	4230	5340	500	5000
73STS65	Stainless Steel	Steel	4.8 (3/16)	6.4-7.9	4.9	12.85	15.85	10	4230	5340	500	5000
73STS66	Stainless Steel	Steel	4.8 (3/16)	7.9-9.5	4.9	14.45	17.45	10	4230	5340	500	5000
73STS68	Stainless Steel	Steel	4.8 (3/16)	9.5-12.7	4.9	17.55	20.55	10	4230	5340	500	5000

The **Stainless Steel / Steel Truss Head** range is made from heading quality 302HQ grade stainless steel wire with a medium carbon content, zinc plated, steel mandrel to suit those applications where high tensile strengths and joint corrosion resistance are required. Manufactured by Spurway Cooke in Singapore, using only the highest quality wire available, you can be assured of the highest consistency and quality.





302HQ GRADE

### TRUSS HEAD DOME HEAD ALL STAINLESS STEEL

STAINLESS STEEL / STAINLESS STEEL

Part No	Body	Mandrel	Body Dia. mm	Grip Range mm	Recommended mm	Body Length mm	Clearance mm	Head Dia. mm	Shear (N)	Tensile (N)	Inner Qty	Outer Qty
73STST42	Stainless Steel	Stainless Steel	3.2 (1/8)	1.6-3.2	3.3	6.85	9.1	6.65	1870	2360	1000	10000
73STST43	Stainless Steel	Stainless Steel	3.2 (1/8)	3.2-4.8	3.3	8.35	10.6	6.65	1870	2360	1000	10000
73STST44	Stainless Steel	Stainless Steel	3.2 (1/8)	4.8-6.4	3.3	9.95	12.2	6.65	1870	2360	1000	10000
73STST45	Stainless Steel	Stainless Steel	3.2 (1/8)	6.4-7.9	3.3	11.55	13.8	6.65	1870	2360	1000	10000
73STST46	Stainless Steel	Stainless Steel	3.2 (1/8)	7.9-9.5	3.3	13.45	15.7	6.65	1870	2360	1000	10000
73STST52	Stainless Steel	Stainless Steel	4.0 (5/32)	1.6-3.2	4.1	7.45	10.2	8.45	2890	3650	1000	10000
73STST53	Stainless Steel	Stainless Steel	4.0 (5/32)	3.2-4.8	4.1	9.05	11.8	8.45	2890	3650	1000	10000
73STST54	Stainless Steel	Stainless Steel	4.0 (5/32)	4.8-6.4	4.1	10.55	13.3	8.45	2890	3650	1000	10000
73STST55	Stainless Steel	Stainless Steel	4.0 (5/32)	6.4-7.9	4.1	12.05	14.8	8.45	2890	3650	1000	10000
73STST56	Stainless Steel	Stainless Steel	4.0 (5/32)	7.9-9.5	4.1	13.75	16.5	8.45	2890	3650	500	5000
73STST62	Stainless Steel	Stainless Steel	4.8 (3/16)	1.6-3.2	4.9	8.05	11.05	10	4230	5340	500	5000
73STST63	Stainless Steel	Stainless Steel	4.8 (3/16)	3.2-4.8	4.9	9.65	12.65	10	4230	5340	500	5000
73STST64	Stainless Steel	Stainless Steel	4.8 (3/16)	4.8-6.4	4.9	11.25	14.25	10	4230	5340	500	5000
73STST65	Stainless Steel	Stainless Steel	4.8 (3/16)	6.4-7.9	4.9	12.85	15.85	10	4230	5340	500	5000
73STST66	Stainless Steel	Stainless Steel	4.8 (3/16)	7.9-9.5	4.9	14.45	17.45	10	4230	5340	500	5000
73STST68	Stainless Steel	Stainless Steel	4.8 (3/16)	9.5-12.7	4.9	17.55	20.55	10	4230	5340	500	5000



The **Stainless Steel / Stainless Steel Truss Head** range is made from heading quality 302HQ grade stainless steel wire with a 300 series stainless steel mandrel to suit those applications where the highest tensile strengths and complete corrosion resistance are required. Manufactured by Spurway Cooke in Singapore, using only the highest quality wire available, you can be assured of the highest consistency and quality.





304HQ GRADE

**TRUSS HEAD** DOME HEAD  
**SEALED**

**STAINLESS STEEL / STAINLESS STEEL**

Part No	Body	Mandrel	Body Dia. mm	Grip Range mm	Recommended mm	Body Length mm	Clearance mm	Head Dia. mm	Shear (N)	Tensile (N)	Inner Qty	Outer Qty
73TST42	Stainless Steel	Stainless Steel	3.2 (1/8)	1.6-3.2	3.3	8.7	8.7	6.3	1880	2350	1000	10000
73TST43	Stainless Steel	Stainless Steel	3.2 (1/8)	3.2-4.8	3.3	10.3	10.3	6.3	1880	2350	1000	10000
73TST44	Stainless Steel	Stainless Steel	3.2 (1/8)	4.8-6.4	3.3	11.9	11.9	6.3	1880	2350	1000	10000
73TST46	Stainless Steel	Stainless Steel	3.2 (1/8)	7.9-9.5	3.3	15.1	15.1	6.3	1880	2350	1000	10000
73TST52	Stainless Steel	Stainless Steel	4.0 (5/32)	1.6-3.2	4.1	9.1	9.1	8.29	2900	3750	1000	10000
73TST54	Stainless Steel	Stainless Steel	4.0 (5/32)	4.8-6.4	4.1	12.3	12.3	8.29	2900	3750	1000	10000
73TST56	Stainless Steel	Stainless Steel	4.0 (5/32)	7.9-9.5	4.1	15.5	15.5	8.29	2900	3750	500	5000
73TST62	Stainless Steel	Stainless Steel	4.8 (3/16)	1.6-3.2	4.9	9.4	9.4	9.79	4280	5340	500	5000
73TST64	Stainless Steel	Stainless Steel	4.8 (3/16)	4.8-6.4	4.9	12.6	12.6	9.79	4280	5340	500	5000
73TST66	Stainless Steel	Stainless Steel	4.8 (3/16)	7.9-9.5	4.9	15.7	15.7	9.79	4280	5340	500	5000

SEALED ALL STAINLESS STEEL

The **Stainless Steel / Stainless Steel Sealed Truss Head** range is made from heading quality 304HQ grade stainless steel wire with a 400 series stainless steel mandrel to suit those applications where the highest tensile strength, corrosion resistance and water or air tight joint is required. These properties make this range ideal for applications in the food and marine industries.





**HIGH GRADE  
TRUSS HEAD DOME HEAD  
MONEL**

**60% NICKEL 40% COPPER / STEEL**

Part No	Body	Mandrel	Body Dia. mm	Grip Range mm	Recommended mm	Body Length mm	Clearance mm	Head Dia. mm	Shear (N)	Tensile (N)	Inner Qty	Outer Qty
73MS41	NI/CU	Steel	3.2 (1/8)	Up to 1.6	3.3	5.15	7.4	6.65	1560	2000	1000	10000
73MS42	NI/CU	Steel	3.2 (1/8)	1.6-3.2	3.3	6.85	9.1	6.65	1560	2000	1000	10000
73MS43	NI/CU	Steel	3.2 (1/8)	3.2-4.8	3.3	8.35	10.6	6.65	1560	2000	1000	10000
73MS44	NI/CU	Steel	3.2 (1/8)	4.8-6.4	3.3	9.95	12.2	6.65	1560	2000	1000	10000
73MS45	NI/CU	Steel	3.2 (1/8)	6.4-7.9	3.3	11.55	13.8	6.65	1560	2000	1000	10000
73MS46	NI/CU	Steel	3.2 (1/8)	7.9-9.5	3.3	13.45	15.7	6.65	1560	2000	1000	10000
73MS52	NI/CU	Steel	4.0 (5/32)	1.6-3.2	4.1	7.45	10.2	8.45	2450	3110	1000	10000
73MS53	NI/CU	Steel	4.0 (5/32)	3.2-4.8	4.1	9.05	11.8	8.45	2450	3110	1000	10000
73MS54	NI/CU	Steel	4.0 (5/32)	4.8-6.4	4.1	10.55	13.3	8.45	2450	3110	1000	10000
73MS55	NI/CU	Steel	4.0 (5/32)	6.4-7.9	4.1	12.05	14.8	8.45	2450	3110	1000	10000
73MS56	NI/CU	Steel	4.0 (5/32)	7.9-9.5	4.1	13.75	16.5	8.45	2450	3110	500	5000
73MS62	NI/CU	Steel	4.8 (3/16)	1.6-3.2	4.9	8.05	11.05	10	3200	4450	500	5000
73MS63	NI/CU	Steel	4.8 (3/16)	3.2-4.8	4.9	9.65	12.65	10	3200	4450	500	5000
73MS64	NI/CU	Steel	4.8 (3/16)	4.8-6.4	4.9	11.25	14.25	10	3200	4450	500	5000
73MS65	NI/CU	Steel	4.8 (3/16)	6.4-7.9	4.9	12.85	15.85	10	3200	4450	500	5000
73MS66	NI/CU	Steel	4.8 (3/16)	7.9-9.5	4.9	14.45	17.45	10	3200	4450	500	5000
73MS68	NI/CU	Steel	4.8 (3/16)	9.5-12.7	4.9	17.55	20.55	10	3200	4450	500	5000
73MS610	NI/CU	Steel	4.8 (3/16)	12.7-15.9	4.9	21.45	24.45	10	3200	4450	500	5000



The **Monel / Steel Truss Head** range is made from heading quality 400HQ grade Monel wire with a medium carbon content, zinc plated, steel mandrel to suit those applications where high tensile strengths and corrosion resistance are required. Manufactured by Spurway Cooke in Singapore, using only the highest quality wire consisting of 60%Nickel and 40% copper, you can be assured of the highest consistency and quality. This range is commonly used where Stainless Steel is not suitable as it has similar corrosion resistance and tensile strengths.



HIGH GRADE  
**COUNTERSUNK HEAD FLAT HEAD  
 MONEL**

60% NICKEL 40% COPPER / STEEL

Part No	Body	Mandrel	Body Dia. mm	Grip Range mm	Recommended mm	Body Length mm	Clearance mm	Head Dia. mm	Shear (N)	Tensile (N)	Inner Qty	Outer Qty
72MS42	NI/CU	Steel	3.2 (1/8)	1.6-3.2	3.3	6.85	9.1	5.9	1560	2000	1000	10000
72MS44	NI/CU	Steel	3.2 (1/8)	4.8-6.4	3.3	9.95	12.2	5.9	1560	2000	1000	10000
72MS54	NI/CU	Steel	4.0 (5/32)	4.8-6.4	4.1	10.55	13.3	7.4	2450	3110	1000	10000
72MS64	NI/CU	Steel	4.8 (3/16)	4.8-6.4	4.9	11.25	14.25	8.9	3200	4450	500	5000
72MS66	NI/CU	Steel	4.8 (3/16)	7.9-9.5	4.9	14.45	17.45	8.9	3200	4450	500	5000



The **Monel / Steel Countersunk Head** range is made from heading quality 400HQ grade Monel wire with a medium carbon content, zinc plated, steel mandrel to suit those applications where high tensile strengths, corrosion resistance and a flush finish is required. Manufactured by Spurway Cooke in Singapore, using only the highest quality wire consisting of 60%Nickel and 40% copper, you can be assured of the highest consistency and quality. This range is commonly used where Stainless Steel is not suitable as it has similar corrosion resistance and tensile strengths.



Powers range of professional hand rivet tools are designed and manufactured with the serious tradesman or manufacturer in mind. Quality tools made from quality components backed by Powers Fasteners you can be assured of a rugged, user friendly product to cover all your riveting applications.



### PTHR-4.0AM

#### 4.0mm RIVET TOOL

Part No	Description	Inner Qty	Outer Qty
PTHR-4.0AM	tradesman hand riveter	1	20

#### FEATURES & BENEFITS

- Will set 4.0mm rivets in all materials and 4.8mm in Aluminium and Steel.
- Rugged steel body for durability and long life.
- Complete with 4 nosepieces and spanner.
- Long nose design for hard to get at places.

#### SPARES & ACCESSORIES PTHR-4.0AM

Part No	Description	Inner Qty
PTHR40JAWS	replacement jaws	1
PTHR40NOSESET	replacement nosepiece set	1





<b>PHR-4.8AM*</b>			
<b>4.8mm RIVET TOOL</b>			
Part No	Description	Inner Qty	Outer Qty
PHR-4.8AM	professional hand riveter	1	20
PHR-4.8AMK	professional hand riveter kit	1	10

<b>PGHR-6.4AM*</b>			
<b>6.4mm RIVET TOOL</b>			
Part No	Description	Inner Qty	Outer Qty
PGHR-6.4AM	professional geared hand riveter	1	4

**FEATURES & BENEFITS**

Will set 4.8mm rivets in all materials.  
 Auto hold design allows one handed operation.  
 Lightweight only 580 grams.  
 Shock resistant bumper.  
 Also comes in kit form with case and a selection of rivets.  
 Comes with a 1 year warranty

**FEATURES & BENEFITS**

Will set 6.4mm rivets in all materials.  
 Heavy duty gear action for long life and reduced operator fatigue.  
 Complete with a spent mandrel catcher.  
 Comes in a rugged steel carry case.  
 Kit includes 5 nosepieces and spanner.  
 Comes with a 1 year warranty.

<b>SPARES &amp; ACCESSORIES PHR-4.8AM</b>		
Part No	Description	Inner Qty
PHR48JAWS	replacement jaws	1
PHR48NOSESET	replacement nosepiece set	1

<b>SPARES &amp; ACCESSORIES PTHR-4.0AM</b>		
Part No	Description	Inner Qty
PGHR64JAWS	replacement jaws	1
PGHR64NOSESET	replacement nosepiece set	1
PGHR64MBNSET	replacement monobolt nosepiece set	1
PGHR64EC	replacement end cap	1



\* **LIMITED ONE YEAR WARRANTY** - Powers warrants this product for a period of One Year from date of purchase against original defects in materials or workmanship. Powers will repair, or replace with an equivalent product, at no charge if there are any manufacturing faults. This warranty excludes normal wear and tear, and in particular the jaws. Any warranty enquiries should be directed to the Powers distributor that the tool was purchased from, or directly to Powers Fasteners.




**POWERS FASTENERS**

**Victoria - Head Office**

Factory 3 / 205 Abbots Road  
Dandenong South, VIC 3175

<b>VIC</b>	T: 03-8795 4600	F: 03-8787 5899
<b>NSW</b>	T: 02-4634 7600	F: 02-4648 3139
<b>QLD</b>	T: 07-3712 2600	F: 07-3216 7216
<b>FNQ</b>	T: 07-4031 8387	F: 07-4031 8386
<b>SA</b>	T: 08-8161 3000	F: 08-8443 6565
<b>WA</b>	T: 08-9408 9600	F: 08-9303 4477
<b>NT</b>	T: 0439 083 930	
<b>NZ</b>	T: +64-9415 2425	F: +64-9415 2627
<b>Thailand</b>	T: +66-2801 2242	F: +66-2801 0620



mechanical  
anchoring  
solutions



adhesive  
anchoring  
solutions



powder & gas  
anchoring  
solutions



drilling &  
cutting  
solutions



screw &  
riveting  
solutions

**Powers**



FOR MORE INFO CALL OR EMAIL NOW,  
[info@powers.com.au](mailto:info@powers.com.au) – IT'S POWERFUL STUFF!

by **Powers**